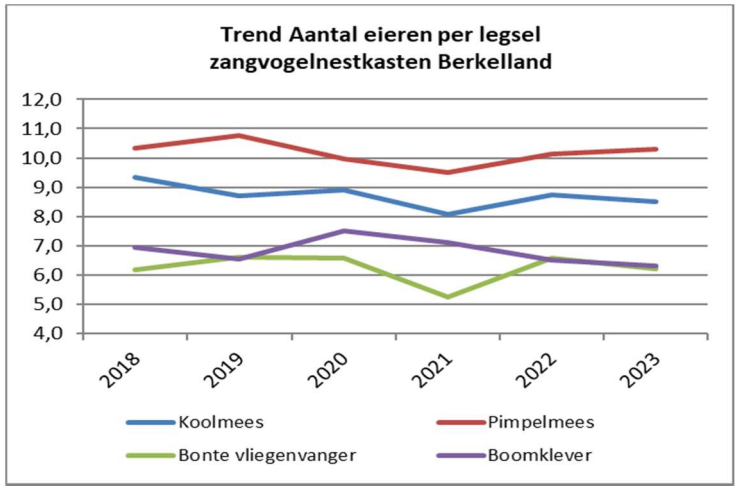
Trend Aantal eieren per legsel
zangvogelnestkasten Berkelland
12,0
11,0
10,0
9,0
8,0
7,0
6,0
5,0
4,0
2018
2019
2020
2021
2022
2023
Koolmees
Pimpelmees
Bonte vliegenvanger
Boomklever

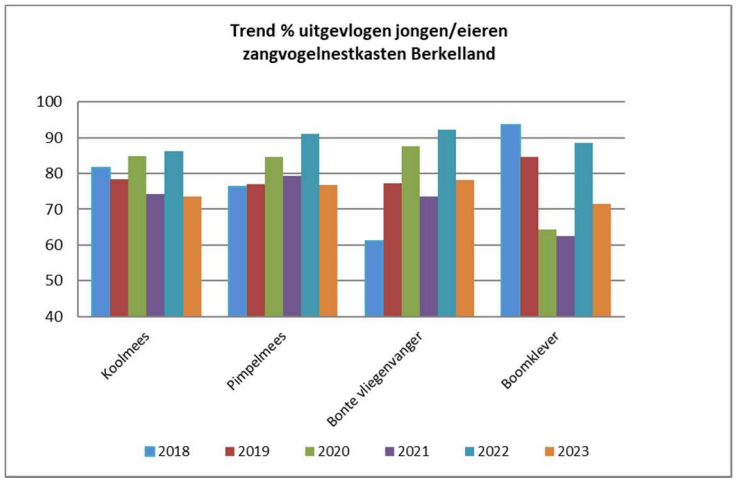
Trend % uitgevlogen jongen/eieren
zangvogelnestkasten Berkelland
100
90
80
70
60
50
40
Koolmees
Pimpelmees
Bonte vliegenvanger
Boomklever
2018
2019
2020
2021
2022
2023

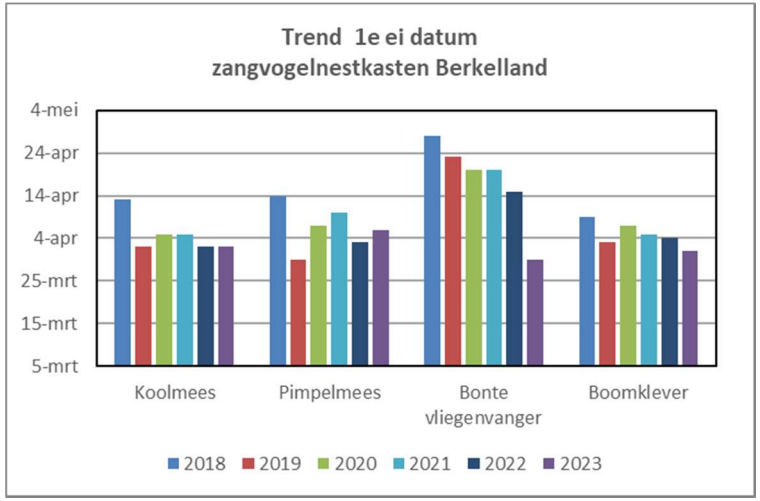
Trend 1e ei datum
zangvogelnestkasten Berkelland
4-mei
24-apr
14-apr
4-apr
25-mrt
15-mrt
5-mrt
Koolmees
Pimpelmees
Bonte vliegenvanger
Boomklever
2018
2019
2020
2021
2022
2023

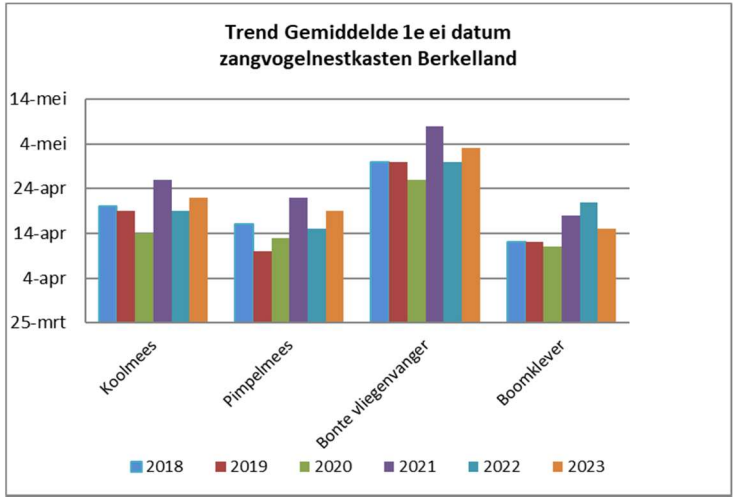
Trend Gemiddelde 1e ei datum
zangvogelnestkasten Berkelland
14-mei
4-mei
24-apr
14-apr
4-apr
25-mrt
Koolmees
Pimpelmees
Bonte vliegenvanger
Boomklever
2018
2019
2020
2021
2022
2023